

The trusted value of OSRAM Digital Systems continues with Inventronics Global – where experience meets innovation.

OT Wi 40/220-240/1A0 NFC CA T-G

OPTOTRONIC Wireless Intelligent – Casambi NFC Track | Compact constant current LED driver – Dimmable



Product family features

- Driver with integrated CASAMBI lighting control system
- Supply voltage: 220...240 V
- Line frequency: 0 Hz | 50 Hz | 60 Hz
- Line voltage: 198...264 V
- Lifetime: up to 100,000 h
- Type of protection: IP20

Product family benefits

- High quality of light thanks to low output ripple current
- Short housing for minimum distance between spotlights
- Versatile CASAMBI window driver due to flexible output characteristic
- Easy and fast output current setting via NFC
- High-quality dimming of 1...100 % by amplitude dimming
- SELV system



Specifications are subject to changes without notice.

www.inventronicsglobal.com

© 2024, Inventronics GmbH. All rights reserved. Inventronics is a licensee of the OSRAM brand. OSRAM is a trademark of ams OSRAM

support@inventronicsglobal.com

Areas of application

- Track lights
- Shops and hospitality: retail, hotels, restaurants

Technical data

Electrical data

Nominal input voltage	220...240 V
Mains frequency	0/50/60 Hz
Input voltage AC	198...264 V ¹⁾
Input voltage DC	176...276 V
Nominal input current at 230 V	0.21 A
Total harmonic distortion	< 10 % ²⁾
Power factor λ	0.30C...0.95 ³⁾
Efficiency in full-load	86 % ⁴⁾
Networked standby power	≤ 0.20 W ⁴⁾
Inrush current	36 A ⁵⁾
Max. ECG no. on circuit breaker 10 A (B)	47
Max. ECG no. on circuit breaker 16 A (B)	76
Surge capability (L-N)	1 kV
Surge capability (L/N-Ground)	2 kV
Protective conductor current	not relevant
Nominal output voltage	18...42 V ⁶⁾
U-OUT (working voltage)	60 V
Nominal output current	150...1050 mA ⁷⁾
Minimum output current	3.5 mA
Default output current	500 mA
Output current tolerance	± 5 %
Output ripple current (100 Hz)	< 5 % ⁸⁾
Output PSTLM	≤ 1
Output SVM	≤ 0.4
Nominal output power	2.7...40 W
Maximum output power	40 W ⁹⁾
Galvanic isolation primary/secondary	SELV
Wireless protocol	Casambi Evolution
Wireless range	10 m line of sight
Radio frequency	2.4 GHz
Maximum TX power	5 dBm

1) Permitted voltage range

2) At full load, 220...240 V, 50 Hz / see graphs

3) Full load at 230 V / 50 Hz

4) at 230 V, 50 Hz

5) $t_{\text{width}} = 7 \mu\text{s}$ (measured at 50 % I_{peak})

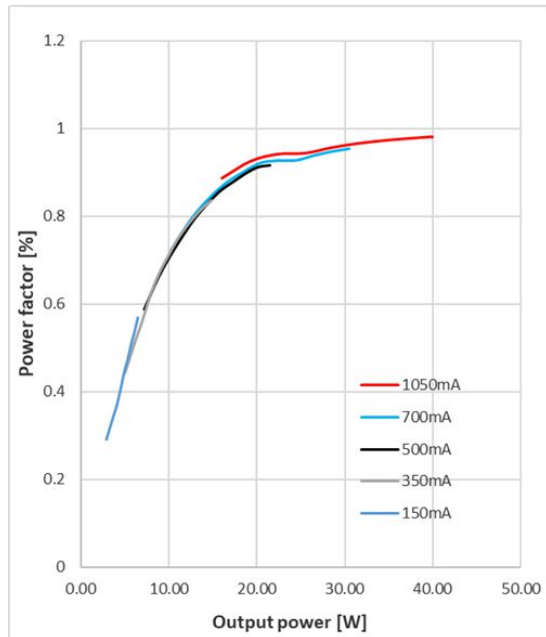
6) Maximum 60 V

7) $\pm 5\%$

8) <3% for 350-1050mA

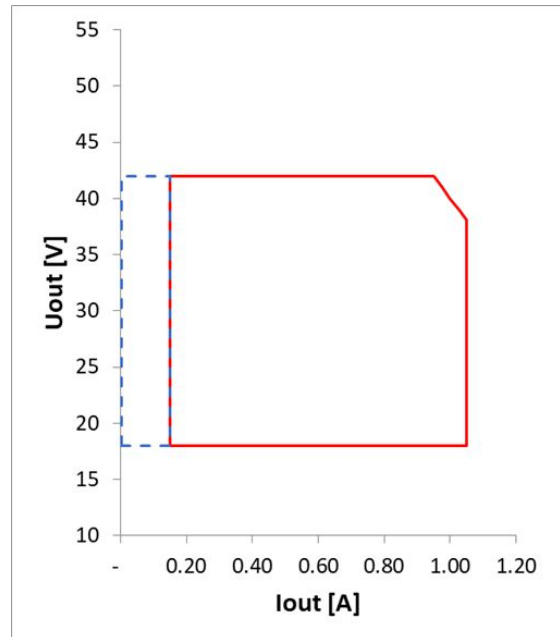
9) Partial load 2.7...40 W

Typical Power Factor v Load



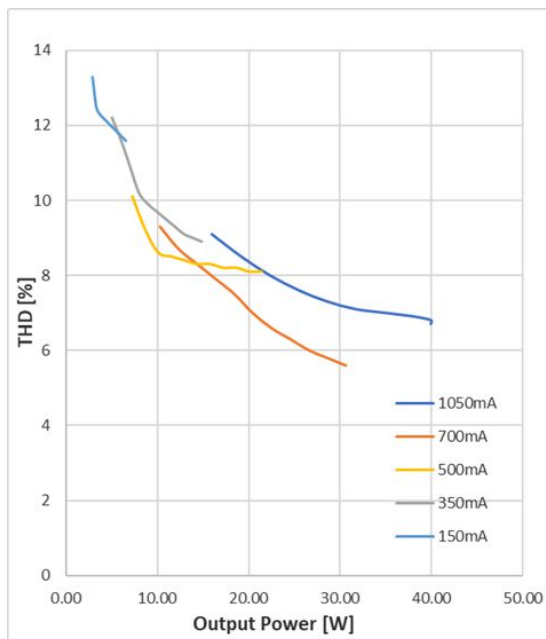
OT 40 Track Power factor

Operating Window



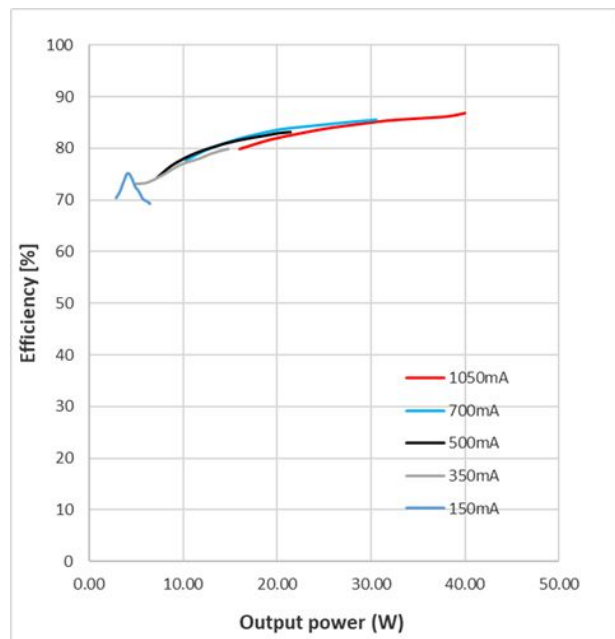
OT 40 Track Operating window

Typical THD v Load



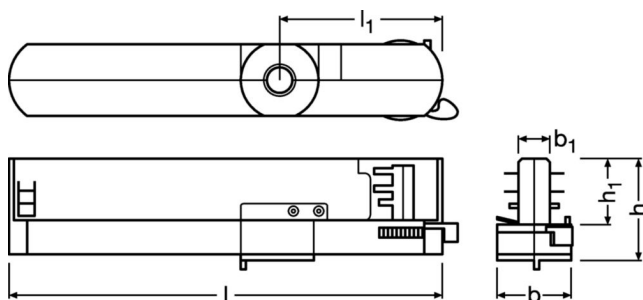
OT 40 Track THD

Typical Efficiency v Load 230 V 50 Hz



OT 40 Track Efficiency vs Load 230V 50Hz

Dimensions & weight



Product weight	151.00 g
Length	195.0 mm
Width	31.0 mm
Height	49.9 mm
Mounting hole spacing, length	not relevant mm
Mounting hole spacing, width	not relevant mm
Cable cross-section, input side	not relevant
Cable cross-section, output side	0.75...1.5 mm ^{2 1)}
Wire preparation length, input side	not relevant
Wire preparation length, output side	8.0...9.0 mm
Cable/wire length, output side	2000 mm

1) Solid or flexible leads

Colors & materials

Casing material	Plastic
Product color	GREY RAL 7040

Temperatures & operating conditions

Ambient temperature range	-20...+35 °C
Maximum temperature at tc test point	90 °C ¹⁾
Max.housing temperature in case of fault	110 °C
Temperature range at storage	-40...+85 °C
Permitted rel. humidity during operation	5...85 % ²⁾

1) Measured on tc point indicated of the product label.

2) Maximum 56 days/year at 85 %

Lifespan

ECG lifetime	50000 h / 100000 h ¹⁾
---------------------	----------------------------------

1) T_c = 90°C - 0.2% / 1,000 h failure rate / T_c = 80°C, 0.1% / 1,000 h failure rate

Additional product data

Encapsulated	No
Compatible track systems	Nuco / EUTRAC / GLOBAL / STAFF / NORLUX / Powergear ¹⁾

1) The compatibility may become invalid when the critical track dimension is modified by the brand owner in case of engineering change or optimization in the future

Capabilities

Programming interface	NFC
Control interface	Casambi
Dimmable	Yes
Dimming interface	Bluetooth CASAMBI
Dimming range	1 ... 100 %
Dimming method	Amplitude Modulation
Constant lumen function	Programmable
Max. cable length to lamp/LED module	2.0 m ¹⁾
Suitable for fixtures with prot. class	not relevant
Suitable for emergency lighting	No
Type of connection, output side	Push terminal
Suitable for through-wiring	No
Number of channels	1
Overheating protection	Automatic reversible
Overload protection	Automatic reversible
Short-circuit protection	Automatic reversible
Intended for no-load operation	No
No-load proof	Yes

1) Output wires must be routed as close as possible to each other

Programming

Programming device	NFC
Tuner4TRONIC	Yes
Tuner4TRONIC Field App	Yes
Box programming	Yes

Programmable features

Dim to Dark	Yes
Soft Switch Off	Yes
Tuning Factor	Yes
Configuration Lock	Yes
Driver Guard	Yes
Emergency Mode	No

Certificates & standards

Approval marks – approval	CE / UKCA / CQC / RCM
Standards	IEC 61347-1 / IEC 61347-2-13 / IEC 62384 / IEC 62386 / IEC 61000-3-2 / IEC 61000-3-3 / IEC 61547 / CISPR 15 / ETSI EN 300 328 / ETSI EN 300 330 / ETSI EN 301 489 - 1 / ETSI EN 301 489-3 / ETSI EN 301 489-17 / EN 62479
Type of protection	IP20

Logistical data

Commodity code	85044095900
----------------	-------------

Environmental information

Information according Art. 33 of EU Regulation (EC) 1907/2006 (REACH)	
Date of Declaration	04-07-2025
Primary Article Identifier	4062172350143 6977770438286
Declaration No. in SCIP database	In work
SCIP_STATUS	In work
SCIP_ID	

Ecodesign regulation information:

Intended for use with LED modules.

The forward voltage of the LED light source shall be within the defined operating window of the control gear in all operating conditions including dimming if applicable.

Separate control gear and light sources must be disposed of at certified disposal companies in accordance with Directive 2012/19/EU (WEEE) in the EU and with Waste Electrical and Electronic Equipment (WEEE) Regulations 2013 in the UK. For this purpose, collection points for recycling centres and take-back systems (CRSO) are available from retailers or private disposal companies, which accept separate control gear and light sources free of charge. In this way, raw materials are conserved and materials are recycled.

Download Data

File		
CAD data 3-dim	Compressed	▶OT WI 40 220 240 1A0 NFC CAD 3D 20221208
Mandatory Publications	PDF	▶OT Wi NFC T UK DoC 4452718 270723
Mandatory Publications	PDF	▶OT Wi NFC T CE 4452716 03 160125
User instruction	PDF	▶UI OT WI 40 NFC CA T

Logistical Data

Product code	Product description	Packaging unit (Pieces/Unit)	Dimensions (length x width x height)	Volume	Gross weight
4062172350143 OSRAM	OT Wi 40/220-240/1A0 NFC CA T-G	Shipping carton box 20 Pieces	256 x 225 x 234 mm	13.48 dm³	172.40 g

The mentioned product code describes the smallest quantity unit which can be ordered. One shipping unit can contain one or more single products. When placing an order, for the quantity please enter single or multiples of a shipping unit

Accessories Optional

Product description	Accessory name	Accessory code
OT Wi 40/220-240/1A0 NFC CA T-G	Track Joint	▶ 4062172228183
OT Wi 40/220-240/1A0 NFC CA T-G	Track Joint	▶ 6937186119209
OT Wi 40/220-240/1A0 NFC CA T-G	GREY RING	▶ 4062172138543
OT Wi 40/220-240/1A0 NFC CA T-G	GREY RING	▶ 6937186119117
OT Wi 40/220-240/1A0 NFC CA T-G	PRH101 -USB	▶ 6977078996938
OT Wi 40/220-240/1A0 NFC CA T-G	PRH101 -USB	▶ 6937186112354
OT Wi 40/220-240/1A0 NFC CA T-G	CPR30 -USB	▶ 6977078996945
OT Wi 40/220-240/1A0 NFC CA T-G	CPR30 -USB	▶ 6937186112378

Disclaimer

Subject to change without notice. Errors and omission excepted. Always make sure to use the most recent release.